



Ultrabond ECO[®] 350

Professional Solid Vinyl Sheet and Tile Adhesive



DESCRIPTION

Ultrabond ECO 350 is a proprietary formulation based on a MAPEI acrylic polymer. It offers the unique flexibility of installing floor coverings after a short flash time or once the adhesive exhibits pressure-sensitive characteristics.

Ultrabond ECO 350 is ideally suited for the installation of solid vinyl sheet flooring and tile products. It is easy to apply, low-odor and perfectly suited for the installation of flooring in occupied environments.

FEATURES AND BENEFITS

- Transitional pressure-sensitive installation method for fast, secure grab and bond
- Plasticizer migration resistant for use with all solid vinyl flooring
- Easy trowelability for quick installations
- CRI Green Label Plus certified

INDUSTRY STANDARDS AND APPROVALS

- CRI Green Label Plus #GLP12617. Refer to CRI website at www.carpet-rug.org for additional information.
- RFCI IP #1, Recommended Installation Practice for Homogeneous Sheet Flooring
- RFCI IP #2, Recommended Installation Practice for Vinyl Composition Tile (VCT)
- CRI #104, Standard for Installation Specification of Commercial Carpet

| <u>LEED (Version 3.0) Points Contribution</u> | <u>LEED Points</u> |
|--|--------------------|
| MR Credit 5, Regional Materials*..... | Up to 2 points |
| IEQ Credit 4.1, Low-Emitting Materials – Adhesives & Sealants..... | 1 point |

** Using this MAPEI product may help contribute to LEED certification of projects in the categories shown above. Points are awarded based on contributions of all project materials.*

WHERE TO USE

- For the installation of solid vinyl tile; sheet goods, solid vinyl-backed carpet and homogeneous PVC; vinyl composition tile (VCT); and rubber tile
- Interior commercial (office buildings, cafeterias)
- Interior residential (rental apartments, condominiums, houses)
- Interior institutional (hospitals, schools, universities, libraries, government buildings)

LIMITATIONS

- Do not install over any substrates containing asbestos.
- For interior installations only
- Do not use to install nonporous floor coverings over nonporous surfaces.
- Do not apply over any adhesive residues including cutback adhesive.
- Do not install when the moisture vapor emission rate (MVER) exceeds 3 lbs. per 1,000 sq. ft. (1,36 kg per 92,9 m²) per 24 hours, when using the anhydrous calcium chloride test (ASTM F1869).
- Do not install when relative humidity of concrete slabs exceeds 75% (ASTM F2170).
- Use only when the substrate temperature is between 50°F and 90°F (10°C and 32°C).



SUITABLE SUBSTRATES

- Exterior-grade plywood, Group 1, CC type
- Other approved wood underlayments (per manufacturer recommendations)
- Concrete and properly prepared cement terrazzo
- Cement-based self-leveling underlayments and patching compounds
- Embossing levelers applied over existing, properly prepared and fully bonded ceramic tile, sheet vinyl (one layer only) and vinyl composition tile (VCT) – one layer only
- Properly prepared and primed gypsum underlayments that meet the ASTM F2419 requirements for compressive strength
- Radiant-heat systems that have been properly installed

Consult MAPEI's Technical Services Department for installation recommendations regarding substrates and conditions not listed.

SURFACE PREPARATION

- All substrates must be structurally sound, dry, solid and stable.
- Substrate should be clean and free of dust, dirt, oil, grease, paint, curing agents, concrete sealers, loosely bonded toppings, loose particles, old adhesive residues, and any other substance or condition that may prevent or reduce adhesion. All surfaces must be level, even, flat and smooth.

MIXING

- Ready to use; no mixing necessary

Note: Choose all appropriate safety equipment before use. Refer to MSDS for more information.

PRODUCT APPLICATION

1. Read all installation instructions thoroughly before installation.
2. Select the appropriately notched trowel (see "Approximate Product Coverages" section).
3. Spread adhesive evenly over the subfloor, keeping the trowel at a 45° angle to the subfloor.
4. For working time and flash time, refer to "Application Tables."
5. Install flooring per the flooring manufacturer's instructions.
6. Roll the flooring with the recommended-weight roller across the width and length of the flooring surface.

CLEANUP

1. Promptly clean any adhesive smudges from the flooring material's surface with water while the adhesive is still fresh/wet.
2. Clean tools with water while the adhesive is still fresh/wet. Clean with mineral spirits once dried. Use caution with mineral spirits, which may be harmful to some materials

Product Performance Properties

| Laboratory Tests | Results |
|--|---|
| Polymer type | Vinyl acrylic |
| Percent solids | 60% to 75% |
| VOCs (Rule #1168 of California's SCAQMD) | 15 g/L |
| pH | 6 to 9 |
| Trowelability | Light |
| Density | 10 lbs. per U.S. gal. (4,54 kg per 3,79 L), (+/- 0,8) 1.2 g/mL (+/- 0.1) |
| Consistency | Buttery |
| Color | Off-white |
| Shelf life | 2 years when stored in original packaging at 73°F (23°C) |
| Storage conditions | 40°F to 100°F (4°C to 38°C) |
| Flash point (ASTM D56) | > 212°F (100°C) |
| Protect from traffic | 24 hours for light traffic, 72 hours for heavy traffic |

Protect containers from freezing in transit and storage. Provide for heated storage on site and deliver all materials at least 24 hours before work begins.

Application Tables

| Application Characteristics over Porous Substrates | | |
|--|------------|----------------|
| | Flash† | Working Time†† |
| Solid vinyl sheet | 15 minutes | 1 hour |
| Vinyl tile | 15 minutes | 1 hour |
| Vinyl-backed carpet | 15 minutes | 1 hour |

| Application Characteristics over Nonporous Substrates | | |
|---|------------|----------------|
| | Flash† | Working Time†† |
| Solid vinyl sheet | 25 minutes | 2 hours |
| Vinyl tile | 25 minutes | 2 hours |
| Vinyl-backed carpet | 25 minutes | 2 hours |

† Flash is the waiting time required before installing flooring.




†† Working time is the window of time for the adhesive to accept flooring.

Note: Flash time and working times may vary based on temperature, humidity, substrate porosity, trowel size and jobsite conditions.

Packaging

| Product Code | Size |
|-------------------------------|-----------------------|
| U.S. 93591000; Canada 1006001 | 1 U.S. qt. (946 mL) |
| 1006004 | 1 U.S. gal. (3,79 L) |
| 93564 | 4 U.S. gals. (15,1 L) |

Approximate Product Coverages

| Flooring Type | Typical Trowel | Coverage* |
|----------------------|---|---|
| Vinyl sheet and tile | 1/32" x 1/16" x 1/32" (1 x 1,5 x 1 mm)  | 185 to 245 sq. ft. per U.S. gal. (4,53 to 6,0 m² per L) |
| | 1/16" x 1/16" x 1/16" (1,5 x 1,5 x 1,5 mm)  | 125 to 185 sq. ft. per U.S. gal. (3,06 to 4,53 m² per L) |
| Vinyl-backed carpet | 1/16" x 1/16" x 1/16" (1,5 x 1,5 x 1,5 mm)  | 125 to 185 sq. ft. per U.S. gal. (3,06 to 4,53 m² per L) |

* Trowel dimensions are depth/width/space. Coverages shown are for estimating purposes only. Actual jobsite coverages may vary according to substrate conditions, type of trowel used and setting practices.

Ultrabond ECO 350



RELATED DOCUMENTS

| | |
|---|----------|
| Reference Guide: Surface Preparation Requirements for floor-covering installation systems | RGF0409* |
|---|----------|

* At www.mapei.com.

Refer to MAPEI's Material Safety Data Sheet (MSDS) for specific data related to VOCs, health and safety, and handling of product.

STATEMENT OF RESPONSIBILITY

Before using, user shall determine the suitability of the product for its intended use and user alone assumes all risks and liability whatsoever in connection therewith. **ANY CLAIM SHALL BE DEEMED WAIVED UNLESS MADE IN WRITING TO US WITHIN FIFTEEN (15) DAYS FROM DATE IT WAS, OR REASONABLY SHOULD HAVE BEEN, DISCOVERED.**

We proudly support the following industry organizations:



MAPEI Headquarters of the Americas
1144 East Newport Center Drive
Deerfield Beach, Florida 33442
Phone: 1-888-US-MAPEI
(1-888-876-2734)

Technical Services
1-800-992-6273 (U.S. and Puerto Rico)
1-800-361-9309 (Canada)

Customer Service
1-800-42-MAPEI (1-800-426-2734)

For the most current BEST-BACKED™ product data and warranty information, visit www.mapei.com.

Edition Date: March 3, 2010
PR4068 350D_C10Ev © 2010 MAPEI Corporation.
All Rights Reserved. Printed in the USA.