



# NS REAL DESIGN (wood & stone)


High-end non-slip vinyl sheet with an authentic design and excellent stain-resistance.

category: slip-resistant vinyl sheet

Specification	overall thickness	2.5mm (salient)	width x length	1820mm x 20m
JIS Registered No.	GB0506143 (JIS A 5705 Vinyl Sheet Flooring)			
Packing	20m/roll			
Net Weight	108.2kg/roll			
Recommended Applications	entrances/porches/corridors/balconies in the apartment			
Recommended Adhesive from TOLI	dried mortar and concrete	Eco Royal Cement, Eco AR600		
	humid mortar and concrete	Epo Gray ST, US Cement, US Cement (less-smelly), US200		
	waterproof sub-floor with urethane coated	Epo Gray ST, US Cement, US Cement (less-smelly), US200		
	TOLI UNDERLAY SHEET	US Cement, US Cement (less-smelly), US200		
	TOLI NS UNDERLAY SHEET	US Cement		
Welding	Welding rod for heat-welding is available on a color-by-color basis. Edges should be finished with sealing materials such as TOLI NS Seal/TOLI NS Seal II.			
Notes on Installation	<ul style="list-style-type: none"> <li>◆For one week after installation, direct sunlight, sudden change of temperature due to air conditioning, and water washing should be avoided.</li> <li>◆Where you can expect the floor will get wet (e.g. open corridor, balcony, and so forth), NS REAL DESIGN should be installed in accordance with the method for humid mortar and concrete. Heat-weld the joints, and also finish the edges with the sealer such as TOLI NS Seal/TOLI NS Seal II.</li> <li>◆When you need the shock-absorbing performance for indoor use, the underlayment TOLI UNDERLAY SHEET (page 278) is workable. Apply the same adhesive for both upside and downside of the underlayment.</li> <li>◆When you need the noise reduction performance to downstairs for indoor or semi-outdoor use, TOLI NS UNDERLAY SHEET (page 335) is workable. For the edges, please use TOLI NS Seal II.</li> </ul>			
Recommended Maintenance Wax from TOLI	<ul style="list-style-type: none"> <li>◆New FB Wax, U Wax, and T Wax (Non-shiny and Antibacterial) are recommendable. Please apply the wax uniformly and thinly so that it will not be pooled in dented parts of surface embossing.</li> <li>◆In semi-outdoor places exposed to direct sunlight or water, clean the floor with wet-mopping and do not apply the wax.</li> </ul>			
Others	<ul style="list-style-type: none"> <li>◆NS REAL DESIGN is a vinyl sheet for indoor or semi-outdoor use. Please avoid the installation in outdoors where the floor is exposed to direct sunlight for a very long time.</li> <li>◆Please bear in mind that surface embossing cannot always match on the joints.</li> <li>◆When you install NS Sheet for outdoor or semi-outdoor use, it might not fully perform without prescribed inclination.</li> <li>◆When you finish the edge with TOLI NS Seal at the a temperature in summer, the bubble might be caused on the joints. You can avoid that by decreasing Liquid B of NS Seal by 50 to 75%. In that case please do not walk on the floor for 24hours after installation because it will take time to be hardened.</li> <li>◆The dirt and stains will be more visible on the floor covering with lighter plain colors, compared to dark colors. Also they are more likely to stick with the deep-embossed surface than the flat surface.</li> <li>◆Please be aware that some rubber casters might cause color-contamination.</li> <li>◆Please note that the product has the indigenous odor from its materials.</li> </ul>			

Specialty

MADE IN JAPAN



NS4051



▲ NS4051




NS4051



NS4021




NS4053



NS4022



NS4054



NS4023

### ◆ Slip Resistance

<in accordance with JIS A 1454 (OY-PULL method), rubber shoes>

	C.S.R. value	
	dry	wet and dusty
2.0mm vinyl sheet	0.84	0.46
NS REAL DESIGN (wood-look)	0.71	0.46
NS REAL DESIGN (stone-look)	0.71	0.46